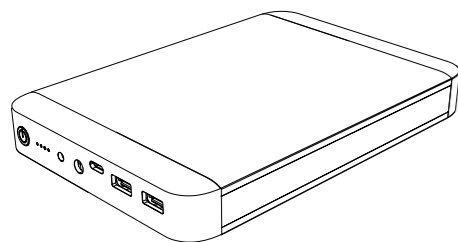


PowerOak K3

Laptop Power Bank



After-sale service commitment 12 month warranty
Email: info@poweroak.nl
Web: www.poweroak.nl
We suggest fully charge our K3 power bank every six months

Product Parameter

Battery: Li-Polymer

Capacity: 36000mAh / 133Wh
Input: 12,6V / 2,5A
Output: USB 1: 5V / 2,1A
USB 2: 5V / 2,1A
Type-C PD2.0: 5/9/12/15/20V / 3A
DC 16,8V / 3,5A
Charging time: 5-8 hours
Life Cycles +- 1000 times
Working temp: 0°C - 45°C
Storage temp: -10°C-45°C
Product size: 198 x 136 x 26 mm

Package Includes

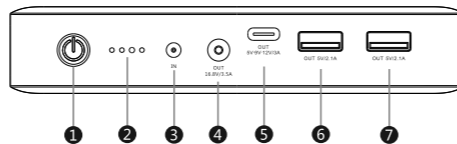
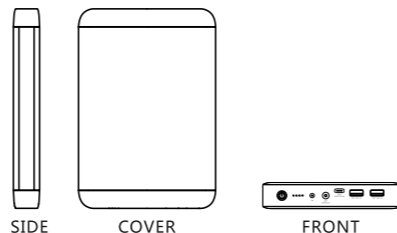
K3 Power Bank ----- X1
K3 charger ----- X1
DC to Macbook T Connector ----- X1
DC to Macbook F Connector ----- X1
Type-C to Type-C Cable ----- X1
Multifunctional Bag ----- X1
Manual ----- X1

Safety Guidelines

- Do not use K3 in damp environment.
- Keep K3 out of children's reach.
- Do not put K3 into the fire or high temperature (above 60 °C) environment.
- Do not bump/beat/shake K3 to avoid damaging the internal circuit.
- Use the original adapter to charge K3.
- Only our company's technicians or authorized maintenance agencies are allowed to disassemble or repair K3.
- Please check the charging voltage of laptop, cell phone first, make sure the charging voltage is consistent with the output voltage of K3.



Product Introduction



- 1 On-off Function Button
- 2 Capacity indicating lights
- 3 Input port: 12.6V/2.5A
- 4 Output port: DC16.8V/3.5A
- 5 Output port: Type-C5V-9V-12V/3A
- 6 Output port: DC5V/2.1A
- 7 Output port: DC5V/2.1A



Attention Please!

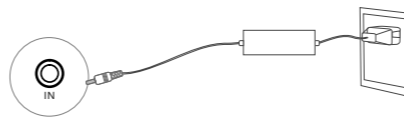
Please do not charge your cell phone (or other 5V USB powered devices) with output port 4, it may damage your device.

Function instruction

- K3 supports charging and discharging at the same time.
- Power on: press "On/Off" button to switch on, Led lights shows current capacity of the power bank.
- Power off: long press (2s) to switch off.
- Automatic Power off: K3 will power off automatically after 60 seconds if there is no charging or discharging.
- LED discharging display:
0~25%: 1st led light (on the left) on
25%~50%: 1st-2nd led light on
50%~75%: 1st-3rd led light on
75%~100%: 1st-4th led light on
Low voltage indicating: When 1st led light (on the left) blinks, please charge the power bank in time
- LED charging display
0~25%: 1st led light blinks (on the left) blinks
25%~50%: 1st led light on, 2nd led light blinks
50%~75%: 1st-2nd light on, 3rd led light blinks
75%~100%: 1st-3rd led light on, 4th led light blinks
Fully charged: 1st-4th led light on

How to Charge K3 Power Bank

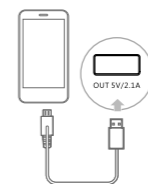
Connect the DC port of the charger to the input port of K3 power bank, and the other end to the wall outlet



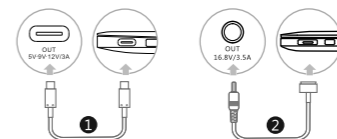
How to use K3 charge digital device

This product has a smart identification function, can charge apple laptops, smart phones and other digital devices, especially devices with Type-C connector.

- Charge Apple laptop, cell phone
 - Two USB output ports: 5V/2.1A, can charge Apple and other brand cell phone and tablet.
 - Type-C output ports: can charge cell phone and tablet with Type-C connector.
- Power bank starts charging automatically when connected with the charging device. Power bank turns off automatically after 60s when disconnected the charging device.



- How to charge MacBook
 - Please check the input voltage of your MacBook carefully to choose the appropriate output port before charging your MacBook.
 - Type-C output ports: 5V•9V•12V/3A, can charge 12inch Type-C MacBook, as pic 1.
 - Output port: DC16.8V/3.5A, can charge Apple laptop - MacBook with T head or F head, as pic 2.
 - Power bank starts charging automatically when connected with the charging device. Power bank turns off automatically after 60s when disconnected the charging device.



Warranty Card

Manufacture Date _____

Sale Date _____

File No. _____

Manufacturer _____

Warranty Instructions

12 Months Warranty

Please contact us for free service at info@poweroak.nl

- Following situations will go against the warranty terms:
 - Any problems, malfunction or damages due to incorrect using methods or caused by unauthorized disassembly or repair.
 - The damage caused by force majeure, fire and other extreme abnormal conditions.
 - Without the warranty card or the card records is not clear, complete, or without the sales company seal

Kanaaldijk Noord 111 | 5642 JA | Eindhoven | Nederland
M +31 (0) 650863214 | E info@poweroak.nl | W www.poweroak.nl
Volg ons op:



Kvk: 65077687

BTW: NL.8559.71.289.B.01

POWEROAK
ENERGY ANYTIME, ANYWHERE